

OpenText ApplicationXtender

Release Notes

16.3

Product Released: 2017-12-15



Caution

Cautions help you avoid irreversible problems. Read this information carefully and follow all instructions.



Important

Important notes help you avoid major problems.



Note: Notes provide additional information about a task.



Tip: Tips offer you quicker or easier ways of performing a task.

Contents

1	Introduction	4
1.1	Release Notes revision history	4
2	About ApplicationXtender	5
2.1	New features	5
2.1.1	Document Viewer Optimization	5
2.1.2	Support for Ad Hoc Text Search in Query Results and Document Viewer	6
2.1.3	Cloud Capture Toolkit	6
2.1.4	RecoStar Engine	6
2.1.5	Import Email Attachment as New Page	7
2.1.6	Enhance time-consuming jobs in WX	7
2.1.7	Result Set Improvements	7
2.1.8	Landing Pages	7
2.1.9	REST Services Enhancements	8
2.1.10	Administrator Enhancements	8
2.1.11	Other Web Access Enhancements	9
2.2	Discontinued and deprecated features	10
3	Packaging and documentation	11
3.1	Related documentation	11
4	Supported environments and compatibility	12
4.1	Hardware requirements	12
4.1.1	License server	12
4.1.2	Web access	13
4.1.3	Rendering server	13
4.1.4	Web services	13
4.1.5	Reports management	14
4.1.6	xPlore full-text engine	14
4.1.7	Administrator	14
4.1.8	All other ApplicationXtender servers	15
4.2	Operating system support	15
4.3	Browser support	16
4.4	Database support	16
4.4.1	Database driver support	17
4.5	Third-party component support	17
4.5.1	Distributed third-party components	17

4.5.2	Tested third-party components	19
4.6	Language support.....	20
5	Fixed issues	21
6	Known issues	23
7	Contact information	30

1 Introduction

These Release Notes provide an overview of ApplicationXtender 16.3, including new features, delivery information, and supported platforms. OpenText recommends that you read these Release Notes in conjunction with the documentation included with the software package. If any conflicts exist, the Release Notes supersede the other documentation.

We also recommend that you check OpenText My Support (<https://support.opentext.com>) for any patches or documentation updates that may have been posted after the initial release of this product.

1.1 Release Notes revision history

Revision date	Description of revisions
December 2017	Initial publication

2 About ApplicationXtender

This section provides an overview of ApplicationXtender 16.3.

OpenText ApplicationXtender stores, organizes, and manages documents, files, and other business-critical information, and provides fast, security-controlled access to information from Microsoft Windows or web-based clients. ApplicationXtender integrates document imaging, reports management such as Enterprise Reports Management, workflow, and document management services within an easy-to-use Windows system.

2.1 New features


ApplicationXtender 16.3 includes the following new features:

- Document Viewer Optimization
- Ad Hoc Text Search
- Cloud Capture Toolkit
- RecoStar Engine
- Result Set Improvements
- Landing Pages
- REST Services Enhancements
- Administrator Enhancements

2.1.1 Document Viewer Optimization

Viewer Optimization comprises the following features and Requirement of Feature Enhancements (RFEs).

- Improved thumbnail render quality
- Enable adjustments for thumbnail size using slider bar
- Allow resizing of document page thumbnails
- Optimized image render quality and performance
- Provide note annotation support in viewer
- Improve image quality in viewer when zoom out less than 30
- Improved performance/speed of rendering images when navigating document pages by pre-rendering.
- Added user setting **The Number of Pages to Pre-render** to set the number of pages to pre-render. The default value is 3.


 **Note:** Pre-render will increase render server workload and impact performance.

- Support Inline PDF viewing
 - Prerequisite: Enable **Use Browser to Display PDF Files** or **Use Browser to Display Secured PDF Files** in user settings.
 - Edge, Chrome, Firefox and Safari browsers support viewing the PDF natively.
 - For IE, the client needs to install the Adobe Reader to view the PDF inline the viewer.
 - Added user setting **Enable Inline Viewing of PDF Files** for this function and is on by default.
- Display HTML file Inline WX Viewer

- Keep the zoom level selected while navigating documents or pages
- Support viewing native image directly in browser
 - Support viewing Bitmap, GIF, JPEG, PNG native images to reduce Render server workload.
 - The user setting **View Native Images** controls this function. It is disabled by default.
- Add multi-touch support
 - Navigate pages via flicking
 - Zoom in/out via two-finger pinch
 - Hide/show application list and thumbnails
 - Draw/move/delete annotations
 - Pan page images
- Save modified page layout (such as rotation) as new version
- Add hot-key to move to next page <Alt+PgDn> and previous page <Alt+PgUp>. Enable page forward and backward between pages.
- Enable navigation from first page to last page and last page to first page.

2.1.2 Support for Ad Hoc Text Search in Query Results and Document Viewer

- Users can perform text searches on single/selected/all documents in query results. Text search lists the hit pages and highlights the hit content in a dialog which appears. The document opens in a new tab if the user clicks the hit page number or highlighted hit content.
- Users can perform text searches to search for specified keywords in the document viewer. The viewer highlights the hit content and the user can navigate to different hit pages.

 **Note:** If the Application is configured for xPlore full-text engine, the text search is based on xPlore. Along with text documents and the documents which have an OCR'd text file, PDF, Office documents and other documents supported by xPlore can be searched via text search.


If the Application is **not** configured for xPlore full-text engine, the text search result is an exact match but not a word search. It can only search the OCR'd documents, text documents and text PDF.

2.1.3 Cloud Capture Toolkit

Captiva Cloud Capture Runtime Toolkit 2.1 is required to utilize web-based scanning feature. Once installed, go to **User Settings/Import** and check **Enable Scanning**. You are able to perform both single document and batch scanning.

2.1.4 RecoStar Engine

Replaced ABBYY FineReader OCR engine with OpenText Capture Recognition Engine (RecoStar),.

 **Note:** For image files that contain non-English characters, the resolution should be higher than DPI 96.

2.1.5 Import Email Attachment as New Page

- Allows users to drag-and-drop a mail (.msg) file as new pages to a document. The new uploaded .msg file is split into new pages, depending on the number of attachments in the message file.
- The user setting **Import Email Attachment as New Page** controls how page will be added. If set to false, the .msg file will be added as one page. If set to true, it will import the email (.msg) body as one page and the attachment as another page (if the attachment contains attachment, it will add more pages).

2.1.6 Enhance time-consuming jobs in WX

Allows users to run the printing, exporting and emailing jobs in the backend. When the document having these functions performed is large, it takes time to complete. Users can click **Run job in backend** on the print dialog. The print dialog will disappear and a floating icon appears on the right-bottom of the screen instead. Users can continue working in Web Access and do not need to wait until the printing job completes. When the printing job is completed, a notification displays on the floating icon. Users can click the icon to open the job manager dialog and open the printed PDF result.

The **Run job in backend** function can also be used for emailing and exporting tasks.

The Administrator can set the user setting **Job Manager: Maximum Count of Backend Print/Export/Email Job** to define the maximum backend job count of a user.

2.1.7 Result Set Improvements

- Supports render a thumbnail of a selected page of a document in the result set.
- The user profile setting **Enable Preview Thumbnail for Each Document in Query Results** is added to enable this feature.
- The user profile setting **Page Index of Preview Thumbnail** defines which page will be used in thumbnail preview.
- Allows maximum result set size to be configured beyond 100. The maximum value of **Query Results Page Size Limit in User Settings: Search/Result Set** can now be set up to 500.
- Allows the user to multi-select items for export.
- Allows the user to specify if export should include images and indexes, or just indexes
- Exports images and indexes to a ZIP file for download
- Allows the user to open only the selected items in the result set.
- Users can multi-select items in the result set. When opening the first document in the viewer, the next/previous documents apply to the selected items in the results .

2.1.8 Landing Pages

You must turn on **Audit Trail** in **Administrator** to utilize this feature. There are two separate landing pages: **Post login** landing page and **Application** landing page.

Post Login Landing Page appears after users log in and displays:

- Recently viewed documents
- Documents currently checked out

Application Landing Page appears when users click on an application in the application tree:

- Application Name and Description
- New documents for application
- Saved searches

2.1.9 REST Services Enhancements

- REST Services integrated into Web Access.
- New resources are added to support document retention and document export and native type of index values.

2.1.10 Administrator Enhancements

- Supports filtering of path list in Storage Management.
- Supports configuration of Cerner Path in Storage Management.
- Supports member pagination in group setting.
- Enables authentication of AX AD users through SSO
 - Web Access, REST Services and Administrator support this feature.
 - After an SSO user is authenticated by the SSO server, AD users in the `ae_login` table can be used to match the SSO user.
- An AD user in the AX `ae_login` table is defined as:
 - If the `providerid` column has Windows Security Provider ID value, this user is an AD user
 - If `providerid` column is null or empty, an AD user must meet all following criteria:
 - Data source's security model is Windows Security
 - User name is not SYSOP
 - SID column is not null or empty
- Supports SSO for AD users.
 - A new configuration item (`axAuthenticationChain="AD"`) is added to the configuration file (`web.config`). For each provider in the `externalAuth` element, a new attribute `axAuthenticationChain` will be added. Its value defines how to locate the SSO user in the `ae_login` table:
 - `ProviderId` means search for user in `ae_login` table that matches the specific SSO provider ID
 - `AD` means search `ae_login` table for matching AD user
 - `Any` means any user that matches the SSO user will be used regardless of its provider ID
 - If the value of `axAuthenticationChain` is invalid, use the default one `ProviderId` to locate SSO users. The new attribute supports multiple authentication methods. Methods must be delimited by comma. If one method fails to locate the SSO user, the next one will be used. If one method can locate the SSO user, the following methods will be ignored.

Sample:

```
<provider name="adfs" enabledToAllDataSources="true"
axAuthenticationChain="ProviderId, AD, Any">

</provider>
```

- Supports TLS 1.2.
 - AX desktop applications will install MS SQL Native Client automatically.
 - To enable MS SQL Native Client connection string configuration, DB connection UI for Administrator in Component Registration Wizard changed from DataLink UI to what is similar in Administrator.
- Enables AES encryption configuration.
- Added User AES Encryption option in Environment setting. Checked for 256-bit encryption and unchecked for 128-bit encryption. All newly created Data Sources default to 256-bit encryption.
- Allows sorting of User-Defined List (UDL) field by clicking on the column header.

2.1.11 Other Web Access Enhancements

Allow partner to customize the hotkeys.

- Click to open online hotkey help when using Web Access
- Some hotkeys may conflict with other setting in client environment
- To customize hotkeys when there is conflict:
 - Open and edit the `wx-hotkeys.js`, the default path is
C:\inetpub\wwwroot\AppXtender\App\Modules\wx-hotkeys.js
 - Change hotkey in “combo” field. Sample as below:

```
{
    "description": "hotkeysDesRotateLeft",
    "combo": "alt+l",
    "callback": "rotateViewer",
    "params": [-90]
},
```

- Supports creating new document directly instead of creating from batch.
 - Set user setting **Start New Document** from a temporary Batch to true to create new document from batch as legacy Web Access.
- Add memos for batch list.
- Provides user option to prepend or append document when Drag and Drop file into WX on existing document.
- Shows the application description in tooltip.
- Enables batch deletion of documents for none retention-enabled applications.
- Automatically puts newly created application into application list in alphabetical order.

- Allow sorting of users in sub-window when assigning a user to a group.

2.2 Discontinued and deprecated features

Captiva QuickScan Pro has been deprecated because it has reached end of its service life.

3 Packaging and documentation

Downloads and documentation for ApplicationXtender are available on OpenText My Support (<https://support.opentext.com>).

3.1 Related documentation

For additional information about ApplicationXtender, or for supplemental information about related products, refer to the following documents, which are available on OpenText My Support (<https://support.opentext.com>).

4 Supported environments and compatibility


This section provides details about supported platforms, systems, and versions.

 **Note:**

- A product configuration running on a particular environment is supported as long as versions of the components in the environment (for example, operating system, database, web server, browser, security provider and so on) are in standard/primary support by their vendors.
- All certifications provided in this document are relevant to the current release. Certifications for patches are documented in the Patch Notes documents published for the patch releases.
- Software requirements are listed with release numbers. Software updates—including patches, Service Packs, and equivalent updates—sometimes introduce unanticipated changes. Compatibility with software updates that are not listed here cannot be guaranteed.

4.1 Hardware requirements

This section identifies minimum hardware requirements for use with ApplicationXtender components.

 **Note:** Use the minimum requirements specified in the table or the minimum CPU and RAM required to run the operating system, whichever is higher.

4.1.1 License server

The minimum system requirements for the operating systems supported by License Server are sufficient for running License Server.

4.1.2 Web access

Requirement	Details
Processor	<ul style="list-style-type: none"> • Minimum 2 GHz or higher (or the minimum CPU required to run the operating system, whichever is higher) • 3.1 GHz or higher (recommended) • Dual or quad processors recommended for high-volume deployments
Memory	<ul style="list-style-type: none"> • Minimum 2 GB of RAM (or the RAM required to run the operating system, whichever is higher) • 8 GB of RAM (recommended)

 **Note:** IIS must be installed before the Microsoft .NET Framework.

4.1.3 Rendering server

Requirement	Details
Processor	<ul style="list-style-type: none"> • Minimum 2 GHz (or the minimum CPU required to run the operating system, whichever is higher) • 3 GHz or higher (recommended) • Dual or quad processors recommended for high-volume deployments
Cache disk space	On the computer where the ApplicationXtender Rendering Server image cache resides, enough free space must be reserved to accommodate the total file size of all of the files that the ApplicationXtender Rendering Server is intended to process. For example, if the ApplicationXtender Rendering Server is used to process 10,000 files averaging 100 MB each, you must reserve 10 GB of dedicated space on the shared drive.
Speed	Fast storage for better performance
Memory	<ul style="list-style-type: none"> • Minimum 2 GB of RAM (or the minimum RAM required to run the operating system, whichever is higher) • 8 GB of RAM (recommended)

4.1.4 Web services

Requirement	Details
Processor	<ul style="list-style-type: none"> • Minimum 2 GHz or higher (or the minimum CPU required to run the operating system, whichever is higher) • 3.1 GHz or higher (recommended) • Dual or quad Intel Xeon processors recommended for high-volume deployments

Memory	<ul style="list-style-type: none"> • Minimum 2 GB (or the minimum RAM required to run the operating system, whichever is higher) • 8 GB of RAM (recommended)
--------	--

4.1.5 Reports management

Requirement	Details
Processor	<ul style="list-style-type: none"> • Minimum 2 GHz or higher (or the minimum CPU required to run the operating system, whichever is higher) • 3.1 GHz or higher (recommended)
Memory	<ul style="list-style-type: none"> • Minimum 2 GB of RAM (or the minimum RAM required to run the operating system, whichever is higher) • 8 GB of RAM (recommended)

4.1.6 xPlore full-text engine

Requirement	Details
Processor	2 or more
Disk space	3.2 GB to install, 3 GB to run
Memory	<ul style="list-style-type: none"> • 4 GB + 8 GB SWAP or • 8 GB + 4 GB SWAP

 **Note:**

- Disable compression for NTFS drive.
- The Documentum xPlore Release Notes provides more information about the xPlore full-text engine system requirements.

4.1.7 Administrator

Requirement	Details
Processor	<ul style="list-style-type: none"> • 1 GHz or higher (minimum) • 3 GHz or higher (recommended)
Memory	<ul style="list-style-type: none"> • Minimum 2 GB of RAM (or the minimum RAM required to run the operating system, whichever is higher) • 4 GB of RAM (recommended)

4.1.8 All other ApplicationXtender servers

Requirement	Details
Processor	<ul style="list-style-type: none"> • 2 GHz or higher (minimum) • 3.1 GHz or higher (recommended) • Dual or quad processors recommended for high-volume deployments
Disk space	2 GB
Speed	Fast storage for better performance
Memory	<ul style="list-style-type: none"> • 2 GB of RAM (minimum) • 8 GB of RAM (recommended)


4.2 Operating system support

Operating System	ApplicationXtender Administrator, Web Access Server, Rendering Server, Web Services, Reports Management, and REST	License Server
Windows Server 2008 SP2 x64	Y	N
Windows Server 2008 R2 SP1	Y	N
Windows Server 2012	Y	Y
Windows Server 2012 R2	Y	Y
Windows Server 2016	Y	Y

 **Note:** ApplicationXtender Administrator can be installed only on a 64-bit server.

Operating System	All ApplicationXtender clients	Web client
Windows Server 2008 SP2 x86	Y	Y
Windows Server 2008 SP2 x64	Y	Y
Windows Server 2008 R2 SP1	Y	Y
Windows Server 2012	Y	Y
Windows Server 2012 R2	Y	Y
Windows Server 2016	Y	Y
Windows 7	Y	Y
Windows 8	Y	Y
Windows 8.1	Y	Y

Windows 10	Y	Y
Mac OS X 10.11	N	Y

 **Note:** x64 operating system edition: Runs ApplicationXtender Desktop in compatibility mode only.

4.3 Browser support

Browser	ApplicationXtender Administrator, Web	ApplicationXtender Connector
Internet Explorer 11 for Windows	Y	Y
Firefox 56.0 for Windows, Firefox 56.0 for Mac	Y	N
Chrome 62.0 for Windows, Chrome 62.0 for Mac	Y	N
Microsoft Edge for Windows	Y	N
Safari 9.1 for Mac 10.11	Y	N

4.4 Database support

Database	Versions
Microsoft SQL Server	2012 x86
	2012 x64
	2014 x86
	2014 x64
	2016
Microsoft SQL Server Express	2012
	2014
	2016
Oracle	11g (11.2) x86
	11g (11.2) x64
	12c x64
MySQL	5.6 x86
	5.6 x64
	5.7 x86
	5.7 x64

4.4.1 Database driver support

Database	Drivers
Microsoft SQL Server	<ul style="list-style-type: none"> • Microsoft OLE DB Provider for SQL Server • Microsoft ADO.NET Provider for SQL Server • Microsoft SQL Server Native Client
Oracle	<ul style="list-style-type: none"> • Oracle Provider for OLE DB • Oracle Data Provider for .NET (ADO.NET Provider) <p>Note:</p> <ul style="list-style-type: none"> • Oracle Provider for OLE DB is for 32-bit desktop applications. • Oracle Data Provider for .NET is for Web Access and Administrator. • You must install Oracle ODAC 12c Release 1 (12.1.0.1.0) and later.
MySQL	<ul style="list-style-type: none"> • Microsoft OLE DB Provider for ODBC Drivers • MySQL Connector/ODBC 5.3.9 (MyODBC) • MySQL Connector/Net (ADO.Net Provider) 6.9.9

4.5 Third-party component support

The following sections list distributed and supported third-party components.

4.5.1 Distributed third-party components

Third-party component	AX Desktop	AX Web Access, Administrator	AX Web Services, REST Services	AX Reports Management	AX Connector
Adobe PDF Library 15 Note: This library is not compatible with Adobe Acrobat Reader 9.	Y	Y	N	N	N
Adobe PDF Library 7	N	N	N	Y	N
Microsoft .NET Framework 4.0, 4.5/4.5 SP1 Note: 4.5/4.5 SP1 for Web Access and Web Services.	N	Y (see Note)	Y (see Note)	Y	Y

Third-party component	AX Desktop	AX Web Access, Administrator	AX Web Services, REST Services	AX Reports Management	AX Connector
Microsoft Data Access Components (MDAC) 2.8	N	N	N	Y	N
Microsoft Windows Installer (MSI) 3.1, 4.0, 4.5 or 5.0	Y	Y	Y	Y	N
Microsoft XML 6.0 (SP1)	Y	N	N	Y	N
MPITech DocOut S82 062.030	N	N	N	Y	N
Autonomy KeyView 11.0	Y	Y	N	N	Y
Xenos Print Stream Processor 5.3	N	N	N	Y	N
Microsoft Enterprise Library 5.0	N	N	N	N	Y
Microsoft Smart Client Software Factory April 2008 Release	N	N	N	N	Y
Infragistics NetAdvantage for Windows Forms 2008	N	N	N	N	Y
Microsoft Exchange Server MAPI Client and Collaboration Data	N	Y	N	N	N
OpenText Capture Recognition Engine (RecoStar) 7.7	Y	N	N	N	Y
OpenText Captiva Cloud Toolkit 2.1	N	Y	N	N	N

4.5.2 Tested third-party components

The following table lists third-party applications that have been tested by OpenText or by the vendor for compatibility with ApplicationXtender 16.3. If an integration package is required for any of the third-party applications, you will need to purchase the integration package separately. Operating systems supported by ApplicationXtender might not be supported by these third-party components.

Category	Third-party application	AX Desktop	AX Web Access, Administrator	AX Reports Management	AX Image Capture	AX Workflow Manager	AX Office-
Data access	Microsoft Data Access Components (MDAC) 2.5 SP3 and 2.8	Y	Y	Y	Y	N	N
Document signing	Standard X509 or PKCS7 encoded certificates	Y	Y	N	N	N	N
Document storage	DiskXtender v6.5 SP8	Y	Y	Y	Y	N	N
Document viewing	Adobe Acrobat Reader XI	Y	Y	Y	Y	N	N
Full-text indexing	OpenText Documentum xPlore 1.6 [1]	Y	Y	N	N	N	N
Data access	Microsoft Data Access Components (MDAC) 2.5 SP3 and 2.8	Y	Y	Y	Y	N	N
Document signing	Standard X509 or PKCS7 encoded certificates	Y	Y	N	N	N	N
Document storage	DiskXtender v6.5 SP8	Y	Y	Y	Y	N	N
Document viewing	Adobe Acrobat Reader XI	Y	Y	Y	Y	N	N
Full-text indexing	OpenText Documentum xPlore 1.6 [1]	Y	Y	N	N	N	N
Scanning	OpenText Captiva PixTools 8.5 SP1	Y	N	N	Y	N	N
	EMC Captiva Input Accel 7.0	Y	N	N	N	N	N
	Kofax Capture Enhanced Release Script 9.0 SP3, 10.0, 10.0 SP1, and Express [2]	Y	N	N	N	N	N

Category	Third-party application	AX Desktop	AX Web Access, Administrator	AX Reports Management	AX Image Capture	AX Workflow Manager	AX Office-
	Microsoft Windows Terminal Server 2008, 2012, 2016	Y	N	Y	Y	N	N
Remote access	Citrix XenApp 6.5	Y	N	N	N	N	N
	Microsoft Active Directory Services 2008, 2012, 2016	Y	Y	Y	Y	N	N
Security provider	CAS (3.4.12)	N	Y	N	N	N	N
	ADFS (3.0)	N	Y	N	N	N	N
Workflow	Skelta BPM 2014 R2	N	N	N	N	Y	N
Microsoft Visual Studio	Microsoft Visual Studio 2010 Tools for Office Runtime	N	N	N	N	N	Y
Microsoft Office	Office 2010, 2013, 2016	Y	Y	N	N	N	Y

[1] Patch 03 or later must be installed.

[2] Enhanced features are not supported with Kofax Express.

 **Note:** Secure paths on EMC Isilon Devices are supported.

4.6 Language support

ApplicationXtender is currently localized in the following languages. Additional languages may be available in future releases.

Component	Languages							
	EN	DE	PT	FR	IT	ZH	ES	RU
ApplicationXtender Web Access	B	UI	UI	UI	UI	UI	UI	
ApplicationXtender Administration	B					UI		

UI = user interface only

B = both user interface and online help

5 Fixed issues

This section provides information about past issues that have been fixed in this release.

Parent Key	Customer Facing Description for Release Notes
AX-5846	ApplicationXtender Connector installation client does not prompt you to install Microsoft .NET Framework 4.5.
AX-6198	Attempting to open an AX reference file (.aex file) while Document Manager is closed, results in error.
AX-6209	When filling in a search query, selecting an item from a UDL field and then pressing tab will go to the search button instead of the next field.
AX-6276	Full-text search times out and returns no results if the result set from xPlore is too large.
AX-6295	AXO Export dialog is not displayed when clicking Copy or Move button in Outlook.
AX-6300	Enable legacy search UI behavior on UDL fields. Additional notes: To enable legacy search UI behavior on UDL fields (e.g., user can only enter search criteria from the drop-down list without the ability to entering wildcards or criteria not found in the list), create the following registry value: 1. Locate registry key HKEY_CURRENT_USER\Software\XtenderSolutions\ApplicationXtender\Configuration\View. When AX Desktop is installed and launched at least once, this key should already exist. If not, create the key. 2. Create a DWORD (32-bit) value named bUDLQueryLegacyUI and assign the value of 1. If the above registry value is created and assigned value of 1, the UDL field search UI behavior will behave exactly how it did pre-AX 8.1.
AX-6564	Help fails to launch in RM Administrator Workaround: The Help file can be found in the RM Configuration Utility installation folder. The default is: C:\Program Files (x86)\XtenderSolutions\Content Management.
ERMx-453	Refreshing the logs from Reports Management configuration may cause the report process to stop.
SX-440	Message Scanner is busy pops up when closing Image Capture Classic.
WX-10409	Errors in Rendering Server prevent garbage collection from working.
WX-9138	There were latency issues when viewing large format PDF documents.
WX-9156	Unable to modify indexes after adding a timestamp field to an existing application because the timestamp field was grayed out.
WX-9163	Certain PDF files could not be displayed.
WX-9177	There were latency issues when viewing large TIFF documents.
WX-9190	Certain PDF files are displayed as PDF icons.
WX-9230	Unexpected border is present when printing a document.
WX-9254	The Page Width and Page Height fields did not update accordingly when Page Size/Paper Size selection was changed in the Web Access user Settings in the Administrator site.
WX-9286	Random permissions warning is displayed when viewing a document.
WX-9332	Administrator is unable to edit Active Directory group profile if ae_login table contains a lot of users.

Parent Key	Customer Facing Description for Release Notes
WX-9352	Unable to use expressions or list of values on non-text query fields when using REST Services.
WX-9391	The server returns status code 500 instead of 404 when reference values of a key value are not found using REST Services.
WX-9394	License acquisition timing is not optimized when using REST Services.
WX-9618	Legacy CDK URLs containing saved queries do not run the correct queries.
WX-9645	ISubmitQuery returns to query page when no results are found, even when Block Navigation is enabled.
WX-9771	AutoLogoutOnClose option does not work when closing Chrome window.
WX-9780	When selecting multiple documents to export from different applications in a Cross-Application Query , it only exports from one application.
WX-9879	Web Access is not encoding properly for the return URL.
WX-9909	Address security issues found in IDocImport CDK interface.

6 Known issues

The following known issues exist in this release.

Issue number	Issue description
AX-3114	You cannot select multiple data sources in ApplicationXtender Index Agent. The <i>ApplicationXtender Index Agent Administration Guide</i> provides more information about selecting data sources.
AX-3311	If the system is configured with a data source running on MySQL and Document Manager has been running for a long time, a COM error occurs when you try to close Document Manager. Workaround: Select the Enable automatic reconnect check box in MySQL ODBC Data Source Configuration .
AX-3978	Depending on the third-party ScanFix, applying image enhancement with the Line Removal option results in a broken image. Workaround: Enable the Image de-skew option in the Scanfix Configuration dialog box.
AX-4053	Multiple File Access Manager services can be registered in ApplicationXtender Administrator. However, only one File Access Manager service can be run at a time. Trying to start the second File Access Manager service results in an event log error.
AX-5520	ApplicationXtender Connector does not support Adobe Document Cloud.
AX-5545	In ApplicationXtender Connector, when you click the calendar icon to select a date for creating new query within an application on Microsoft Windows 2008 or Microsoft Windows Server 2008 R2 operating systems, it results in an exception. This is a Microsoft limitation.
AX-5782	ApplicationXtender Connector integration tools on the client machines are not upgraded automatically. Workaround: Uninstall the legacy integration tools manually and then upgrade.
AX-5830	When you perform the replacement operation of a page containing multiple files, only the first file is added to ApplicationXtender Connector and the remaining files are ignored.
AX-6052	AXO: Launch AppXtender and AppXtender options do not work with default settings in Outlook. Workaround: Administrator must configure the WX URL to <code><AxWebUIUrl>http://WXhomepage/</AxWebUIUrl></code> in <code>ApplicationXtender.AXTO.Outlook.dll.config</code> file under [AXO install root]\...\Libraries\BasePackages\Outlook path.
AX-6126	AXO: The attachments send in PDF format unable to link to the document when the original file is not converted to PDF.
AX-6142	AXO: Values in the properties window is displayed without masking when the index value is set to display masks.

Issue number	Issue description
AX-6237	<p>Graphics do not display and some content cannot be viewed with the loss in formatting.</p> <p>CRichEditCtrl is used to display RTF files in ApplicationXtender Desktop. This is the Windows Common control and has known limitations of what types of RTF elements it can support.</p>
AX-6411	<p>There are keys missing after installing Office 2016, which causes AX to fail to display Office documents properly.</p> <p>Workaround: The keys can be added. Please refer to: https://answers.microsoft.com/en-us/msoffice/forum/msoffice_o365admin/why-docobject-registry-keys-with-a-value-of-16-are/24cd9c98-46a9-4c10-8ca1-cb3933bd7817</p>
AX-6462	<p>For Migration Wizard in Windows 7 X64, if you focus on an UDL field in the query page and go to next page and return back, Migration Wizard will stop working.</p> <p>Workaround: Change the focus to another non-UDL search field before going to the next Path configuration page.</p>
AX-957	<p>Unable to import a print file when ApplicationXtender Connector is closed.</p>
AX-959	<p>The ApplicationXtender Connector configuration file is always saved as AXConnectorShell.xml.</p>
AX-971	<p>When configuring the Web Browser capture method, ApplicationXtender Connector works only in the active tab of Microsoft Internet Explorer.</p>
AX-987	<p>Switching and resizing window during Windows Application capture method may result in the cursor changing to a bullseye.</p>
ERMX-446	<p>Reports Management configuration might crash when you click the Text Image button under PDF report type if you are using the Oracle database.</p> <p>Workaround: Add the PDLF module path (on x86 system, it is C:\Program Files\Common Files\XtenderSolutions\PDFL70\; on 64-bit system, it is C:\Program Files (x86)\Common Files\XtenderSolutions\PDFL70\) to the Windows PATH environment variable.</p>
ERMX-453	<p>Refreshing the logs from Reports Management configuration may cause the report process to stop.</p>
SX-435	<p>Image Capture 16.3 does not work as expected and cannot be uninstalled, if ApplicationXtender Desktop 16.3 is already uninstalled.</p>

Issue number	Issue description
SX-431	<p>Image Capture 16.3 cannot enable enhancement. Workaround: Perform the following to register the <code>PegasusImaging.ActiveX.ScanFix5.dll</code> module: Open a command prompt and navigate to the <code>.dll</code> file location. The default location on 64-bit Operating System is <code>C:\Windows\SysWOW64</code> and for 32-bit Operating System it is <code>C:\Windows\System32</code>. Run <code>regsvr32 PegasusImaging.ActiveX.ScanFix5.dll</code></p>
SX-426	<p>When adding a page to a batch in Image capture on Windows 10, the message Failed to open file for display appears. Workaround: Disable the option Hide extensions for known file types in File Explore Options.</p>
WFX-1092	<p>Creating the first repository with Oracle database results in an error. This is a Skelta limitation. Workaround: Create the second repository and then delete the first repository.</p>
WFX-1108	<p>Event Dispatch Broker (EDB) does not work on Windows Server 2012 R2. Workaround: Install Windows Communication Foundation (WCF) before installing EDB.</p>
WFX-1329	<p>There is a discrepancy between the time displayed in Workflow Manager (UTC) and that displayed in Web Access (local).</p>
WFX-1349	<p>Cannot configure Web Access SSL URL in EDB setup and cannot configure Web Services Interface SSL URL in Workflow setup. Workaround: Use HTTP to configure Web Access in EDB setup and to configure Web Services Interface in Workflow setup. Then change WIM.exe.config file under WIM folder and Web.Config file under EnterpriseConsole folder to use HTTPS.</p>
WFX-43	<p>If Server Role settings for Windows 2008 are not properly set, errors may be sent via email during installation. The Wonderware Skelta BPM documentation provides more details on server role settings. Wonderware Skelta documents are available as help files that you can install in standalone mode.</p>
WFX-479	<p>If a field name contains colons, the DocMetaData XML variables of a workflow are empty and the workflow is an invalid workflow.</p>
WFX-481	<p>When you add an ApplicationXtender field as a custom work item field with the following symbols as values, the symbols are displayed as HTML code: <code>&</code>, <code><</code>, and <code>></code></p>
WFX-485	<p>You must run a script to purge completed, failed, and aborted workflows from the reporting database. This script is provided by Invensys Skelta. Contact EMC Technical Support to obtain the script.</p>
WFX-6	<p>Although required fields are marked with an asterisk (*), the Skelta inbox provides no visual identification of whether a field is read-only.</p>

Issue number	Issue description
WFX-886	In the EDB Configuration page, the fields validation does not display when you click the Test Connection button with Server Name , Login , or Password as NULL.
WX-10127	When emailing or exporting a document with the "Use Archive File Format" option checked, the multi-page TIF files do not follow the setting.
WX-10209	Ad hoc text search does not execute properly when it comes to subpage documents. It finds multiple hits on subpages but does not properly navigate them.
WX-10267	When rendering a spreadsheet file, the links to the embedded images are broken.
WX-10354	When adding a user-defined list field with Global UDL in an application, the reorder of Global UDL items is not saved.
WX-2158	When the XPS files are generated by Web Access .NET server running on Windows Server 2012 or Windows 8, the files cannot be opened in Windows 7 and earlier versions.
WX-2440	Unable to handle Decimal and Currency fields when their length exceeds 28. It is supported in Desktop but not in Web Access because of the limitation of the .NET framework which does not support decimals large than 28 digits.
WX-2560	Uploading a large PDF file in Batch Import causes an HTTP error. Workaround: Internet Information Services (IIS) 7.0 and later add a security enhancement named request filtering. The <code>maxAllowedContentLength</code> attribute of request filtering specifies the maximum length of content in a request, in bytes. The default value is 30,000,000, which is approximately 28.61 MB. To upload files larger than 28.61 MB, you must modify the value of the <code>maxAllowedContentLength</code> attribute. The Microsoft documentation on IIS provides more information about modifying the value of the <code>maxAllowedContentLength</code> attribute.
WX-3044	Only the first comma and digits of a number are pasted when you try to copy a number with multiple commas or digits to fields with certain formats.
WX-3050	Leading zeros and brackets cannot be pasted or specified in the fields even if the fields are configured with the formats. This is an HTML5 limitation.
WX-3557	In ApplicationXtender Administrator, when you modify information in one node and switch to another node without saving the information, you are not prompted either to save the information or to confirm the navigation.
WX-4184	Batch operations may slow down because of rendering of large pages or reloading of all thumbnails using the Reorder Page operation.
WX-4343	In Web Access, Highlighter annotation overlays over other annotations, whereas this does not occur in Document Manager. This is an HTML5 limitation.

Issue number	Issue description
WX-5262	When a user logs in to Web Access with Request for Full Text Search Support selected, the Full Text Query license is used even if the user does not have Full Text Query privilege.
WX-5805	BLACK OUT BOX rubber stamp annotation is not displayed correctly in Viewer. Workaround: Place the BLACK OUT BOX rubber stamp annotation in front of other annotations.
WX-5859	When you select one or more documents on the query results page and then navigate to the other query results pages, the selected document(s) are cleared.
WX-6327	KeyView cannot render a correct embedded image for the .dxf file. This is a KeyView limitation.
WX-6343	If you render a corrupted PDF file, the Adobe PDF library causes the ApplicationXtender Web Access application to stop working. This is an Adobe limitation.
WX-6524	Application containing documents in retention cannot be modified. This is a limitation.
WX-6585	When you click the MANAGE BATCHES menu for an application in ApplicationXtender Web Access, the menu does not disappear.
WX-6638	When you click the Fit to height or Fit to view button for an image file and add a rubber stamp, the rubber stamp does not display correctly. Workaround: Save the annotation and reload the image.
WX-7128	If the parent website requires SSL and if you deselect the Require SSL option when installing ApplicationXtender Administrator or Web Access, the sites installed are still set to require SSL.
WX-7209	Unable to highlight exact phrases in PDF subpages. This is a limitation.
WX-7254	The value of the TIMESTAMP field in Document Level Security is not converted to the correct format in ApplicationXtender Administrator.
WX-7272	Annotations on bitonal images are displayed in black and white colors in the print result. This is a limitation.
WX-7333	When you try to delete a page of a document or batch with multiple pages, it returns to the first page instead of returning to the previous page before the delete operation.
WX-7599	Document Viewer does not support using hotkeys when the Enable Inline Rendering of Foreign Files option is selected.
WX-7606	Unable to enumerate the server in the domain machine when you add a data source or configure rendering server in ApplicationXtender Administrator. This is a Microsoft limitation.
WX-7787	The zoom in operation does not work properly in Firefox after you zoom out a JPG or PDF document to 10%. This occurs only when there is an arrow annotation on the page.

Issue number	Issue description
WX-7793	Date query using the Within and Older Than expressions does not work in custom Date type.
WX-7817	Automatic logout from Microsoft Edge browser is not supported.
WX-7856	When you search for documents using the time range without separators, it may return incorrect results.
WX-7931	Deleting the locked batch results in inappropriate data when you continue the operation with the deleted batch from other session.
WX-7997	When you print documents with unsupported page types (for example, MP3), you will only get a combined PDF with all printable pages but will not be informed that the unsupported page types are ignored (for example, MP3).
WX-8095	When you modify the numeric index fields indexed with a value greater than 9 for integer or 15 for decimal, it may display an incorrect value. This is a jQuery limitation.
WX-8104	Annotation positions are different in image form overlay, text form overlay, and print pages.
WX-8265	The user <All> cannot be added to the annotation group in ApplicationXtender Administrator.
WX-9011	In Safari browser, export Web Access User Settings/Data Source Configuration/Audit Report/User Permission Report/Applications/Users/Groups does not work as expected. Workaround: You must enable popup windows in Safari browser and manually save the export content from the popup window.
WX-9021	Hotkey does not work in the batch document viewer after completing indexing.
WX-9023	Upload New Batch hotkey has a conflict with the Edge hotkey.
WX-9053	Automatic logout is not supported in Firefox or Safari browser in Mac.
WX-9264	In a non-xPlore application, ad hoc text search cannot find text which has a redaction annotation.
WX-9413	If the application is not using xPlore full-text engine, the word highlight may be inaccurate when performing a text search in a PDF file.
WX-9415	In the non-xPlore application, ad hoc text search cannot find the text when using wildcard ! behind the specified text in a TXT PDF file.
WX-9592	Due to third-party limitations, the browser may not respond if opening one document with a very large number of pages, such as 250,000 pages, and showing thumbnail.

Issue number	Issue description
WX-9875	The selected items status of the query result set disappears when navigating back to the query result set page from document viewer.
WX-9972	<p>MYSQL Connector Net version later than 6.5.6.0 is not supported.</p> <p>Workaround: Customers can redirect the MySql.Data reference to the version they installed by adding the following dependentAssembly section in the config file:</p> <pre data-bbox="475 577 1348 795"> <dependentAssembly> <assemblyIdentity name="MySql.Data" publicKeyToken="c5687fc88969c44d" culture="neutral" /> <bindingRedirect oldVersion="0.0.0.0-6.9.9.0" newVersion="6.9.9.0" /> </dependentAssembly> </pre> <p>Customers can find a sample section commented in the web.config files of Admin, WX, WebService and REST site.</p>

7 Contact information

OpenText Corporation
275 Frank Tompa Drive
Waterloo, Ontario
Canada, N2L 0A1

OpenText My Support: <https://support.opentext.com>

For more information, visit www.opentext.com

Copyright © 2017 Open Text. All Rights Reserved.

Trademarks owned by Open Text. The list of trademarks is not exhaustive of other trademarks, registered trademarks, product names, company names, brands and service names mentioned herein are property of Open Text or other respective owners.